ROLLERS
SERIES MSC 50
Magnetic speed controller

Application area
Perfectly suited for use in gravity conveyors, in end points at sorters and spiral conveyors.

Purely mechanical solution
The purely mechanical solution renders a cabling or control redundant.

Maintenance and wear-free brake function
The contact-free eddy current brake operates maintenance and wear-free. It features the same high service life like a standard conveyor roller.

Soft startup
The gearless construction enables a softer startup which is already suitable for materials starting at 500 grams.

High braking power
Materials up to 35 kg can be decelerated. The tube diameter of 51 mm provides the necessary higher surface to rollers with a 50-mm tube diameter given the same fastening height and allows optimal braking.

Easy installation
The fastening holes of the conveyor rollers can be used so that no fastening holders with additional profile holes have to be used. The direction-independent function rules out assembly errors.

No impact on sensitive materials
No emissions to the outside are being generated, such as magnetism, which allows conveying even sensitive materials, such as electronic components.

Conveyance with ease of smooth containers
The design with PU sleeve also decelerates critical materials in a reliable way.



© 07 | 2023 Interroll

Technical data

General technical data	
Platform	1700
Max. load capacity	350 N
Max. conveyor speed	2 m/s
Min. length	210 mm
Max. length	1400 mm
Temperature range	0 to +40 °C
Material	
Tube	Zinc-plated steel, stainless steel
Shaft	Stainless steel
Bearing housing	Polyamide, RAL9005 (jet black)
Seal	Polyamide, RAL1021 (rape yellow)
Bearing version	Precision steel ball bearing 6002 2RZ, bearing play C3, oiled
Magnets	Neodyme N45
Anti-static version	Yes

Design versions

Tube sleeves	PU sleeve (page 25)

Load capacities of series MSC 50

The load capacity table refers to a temperature range of 0 to +40 °C.
Bearing: 6002 2RZ.

Tube material	Shaft design	PU sleeve	Ø Tube/ thickness [mm]	Ø Shaft [mm]	Max. static load [N]
Zinc-plated steel, stainless steel	Spring-loaded shaft	None	51 x 2	11 HEX	350
		With	50 x 1.5	11 HEX	350
	Fixed shaft	None	51 x 2	11 HEX	350
		With	50 x 1.5	11 HEX	350
	Female thread	None	51 x 2	11 HEX, M8	350
		With	50 x 1.5	11 HEX, M8	350

HEX = hexagon

Dimensions

The dimensions of the conveyor roller depend on the shaft version. A sufficient axial play is already taken into account, so that only the actual lane width between side profiles is required for ordering.
Ordering dimensions for PU sleeve, see page 25.

RL = Reference length/ordering length
EL = Installation length, inside diameter between side profiles
AGL = Total length of shaft
U = Usable tube length: Length without bearing housing and for flanged metal tube without length of flanging

Ø 51 mm and spring-loaded shaft

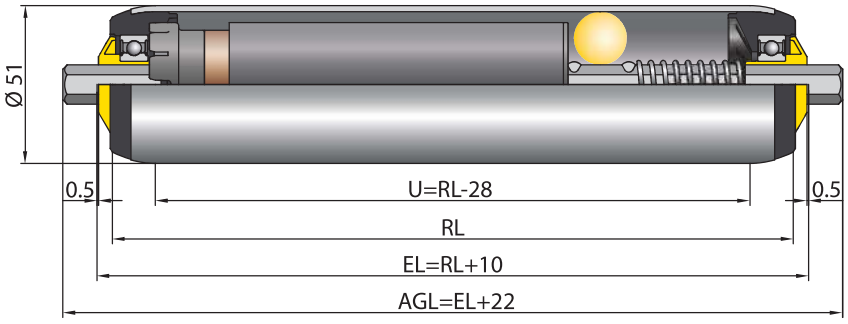

Ø 51 mm and fixed shaft

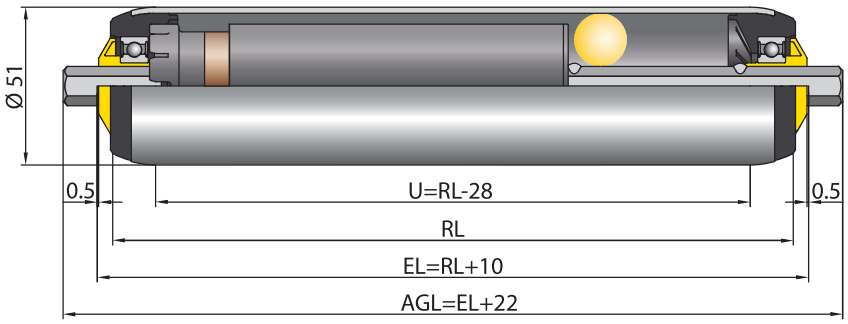

Ø 54 mm (PU sleeve) and female threaded shaft

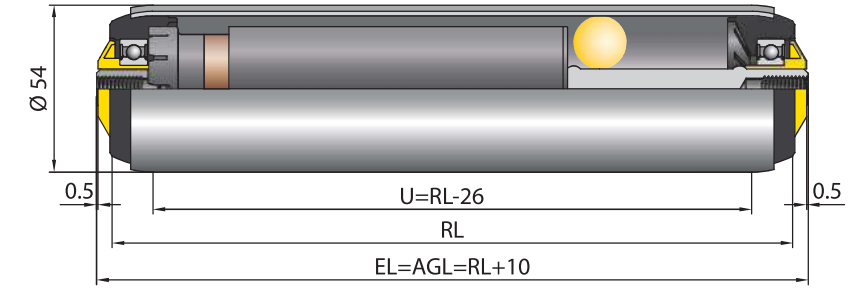

© 07 | 2023 Interroll